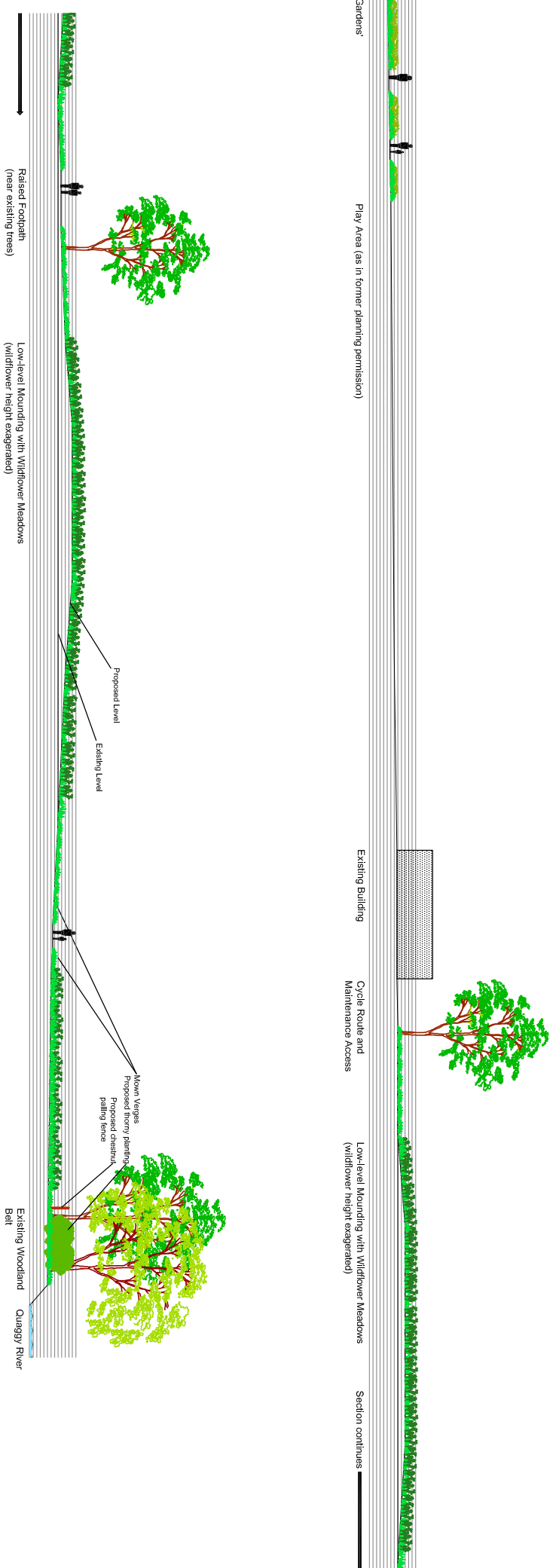
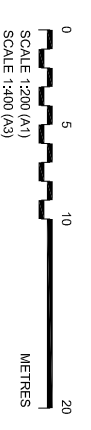
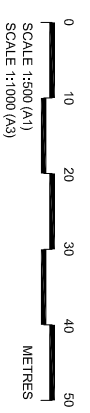




LANDSCAPE MASTERPLAN



SECTION AA'

- Notes:**
1. Do not scale from this drawing.
  2. All dimensions in millimetres unless otherwise shown.
  3. All levels are in metres and based on Ordnance Datum (Newlyn).

**Key:**

- Existing trees retained
- New trees
- New native planting mixes, climbers or mixed shrubs
- New medium to low ornamental planting
- New high ornamental planting
- Wildflowers
- Bound gravel path
- Well compacted loose gravel path
- Proposed new seat
- Proposed new bench
- Knitweed containment cell
- Permanent fence, 1.5m Bowtop Fence
- Temporary Fence during planting establishment
- Cycle Route

Rev	By	Chkd	Appvd	Date	Description



Project: Quaggy FAS Sections 2+4  
 Drawing: Manor Park Landscape Masterplan and Section  
 Design:

Drawn by: KO	Date: Dec 2005
Checked by: JH	Date: Dec 2005
Approved by: PW	Date: Dec 2005
Drawing No: WNI DWJS 435	Revision: C4